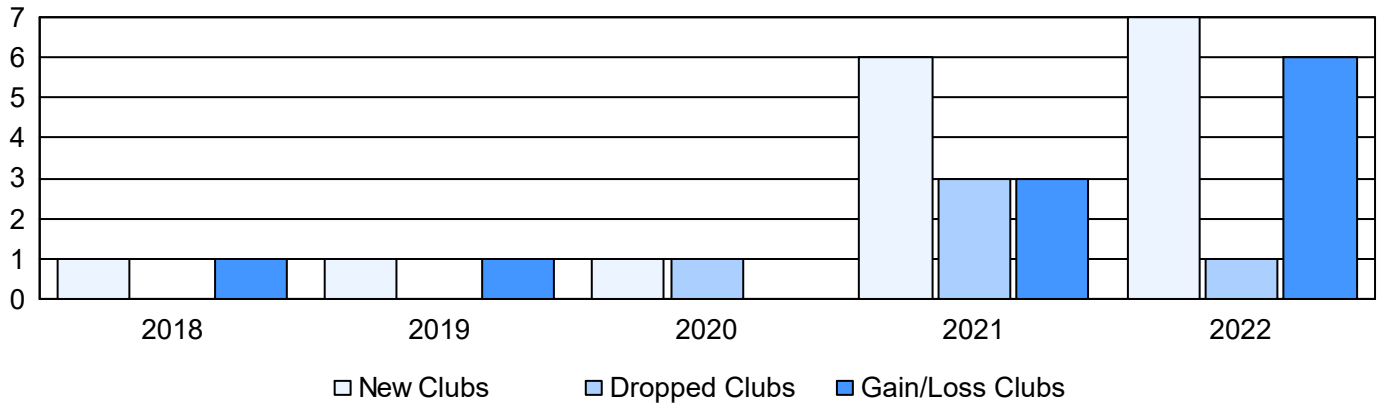
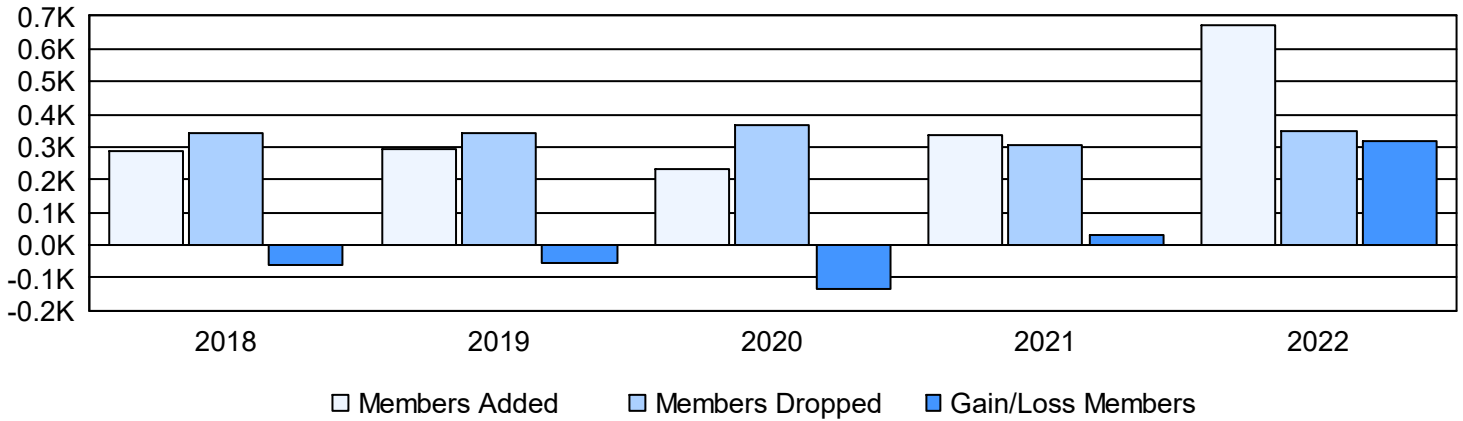


Year	New Clubs	Dropped Clubs	Gain/ Loss Clubs	New Members	Charter Members	Reinstate Members	Transfer Members	Total Member Added	Total Members Dropped	Gain/ Loss Members
2017-2018	1	0	1	246	26	10	3	285	345	-60
2018-2019	1	0	1	244	34	7	6	291	343	-52
2019-2020	1	1	0	177	28	11	18	234	366	-132
2020-2021	6	3	3	158	152	25	1	336	307	29
2021-2022	7	1	6	411	246	11	2	670	351	319
<b>Average</b>	<b>3</b>	<b>1</b>	<b>2</b>	<b>247</b>	<b>97</b>	<b>13</b>	<b>6</b>	<b>363</b>	<b>342</b>	<b>21</b>

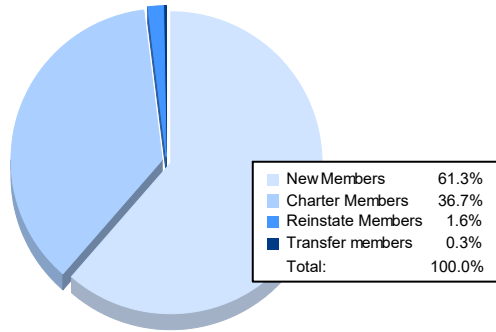
### Clubs



### Members



### Membership Composition June 2022 Cumulative



### Gender Composition June 2022 Cumulative

